



# EcoStruxure™ Facility Advisor

Take your buildings to the next level

Advanced services that provide actionable visibility into the energy use of your single and multi-site buildings.



[schneider-electric.com/ecostruxure-facility-advisor](https://schneider-electric.com/ecostruxure-facility-advisor)

Life Is On

**Schneider**  
Electric

# EcoStruxure™ Facility Advisor

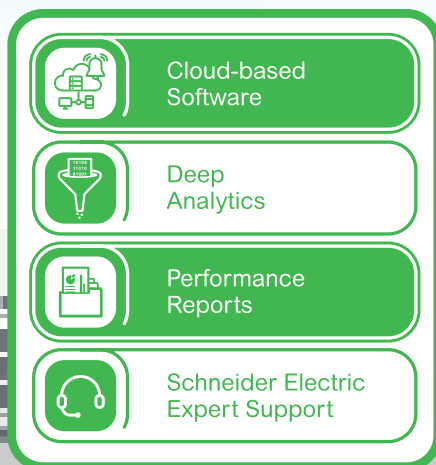
Get even more with EcoStruxure Facility Advisor — leverage advanced building analytics and expert advice backed by Schneider Electric professionals to identify higher potential savings and make informed decisions that drive building excellence.

EcoStruxure Facility Advisor helps executives and business owners to increase:

- Energy efficiency
- Business continuity
- Occupants' comfort
- Environmentally conscious performance

EcoStruxure Facility Advisor helps facility managers and service providers extend those benefits by improving:

- Operations efficiency
- Equipment life expectancy
- Building performance





# Take action to enhance your energy efficiency

Finding the right strategy to properly manage energy consumption in single and multi-site buildings is crucial. You need a solution that not only observes energy savings, but also assesses the performance of your equipment and considers the comfort of your occupants.

With **EcoStruxure™ Facility Advisor**, you enhance your visibility on energy usage related to refrigeration, comfort, IT, cash registers, lighting, and more. Gain data based recommendations that help you take charge of your buildings and implement new strategies to optimize your budget and your facilities.

–25%

Reduce your energy bills up to 25 percent.  
(Navigant Research publication)

# Gain insight into your energy footprint

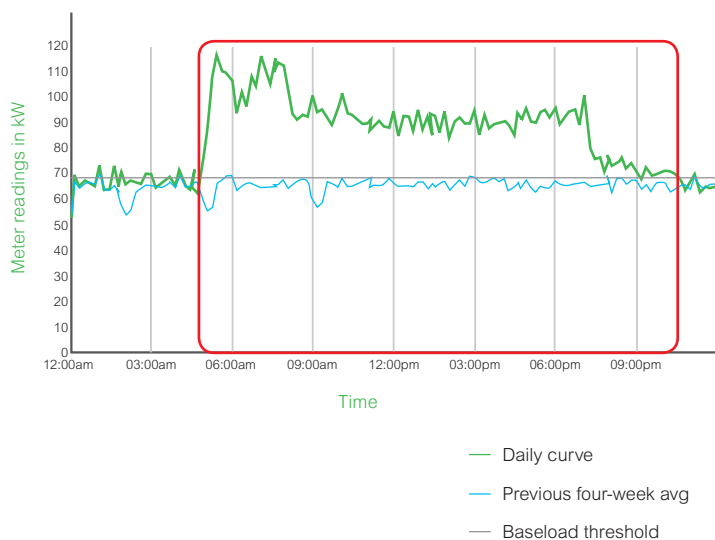
Achieve measurable energy savings by optimizing building performance based on pertinent data, including baseload and building signature analysis.

Get early alerts to detect abnormal consumptions or identify root-cause – loads powered on during unoccupied period – before it leads to extra expenses. Understand your events thanks to an in-depth energy analyses, including baseload level calculation, building signature and electricity intensity map analysis. Take action comparing smart KPIs and leverage the Schneider Electric expertise synthesized in your semi-annual performance report.

- **Baseload level** tracks the minimum amount of energy a building uses to power systems that operate 24/7:
  - Detection of abnormal consumption during closed hours
  - Automatic alerts (daily): abnormal baseload level during closed hours with valuable data (contributors identification, waste, graph)
  - Threshold calculation and automatic comparison with similar consumption levels of the previous four weeks
- **Building signature** plots the energy consumption versus the external temperature obtained from a local meteorological database:
  - Detection of abnormal consumption compared to outside air temperature
  - Automatic alerts (weekly): abnormal over consumption with valuable data (open/closed days identification, waste, graph)
  - Quick identification of over/under consumption days

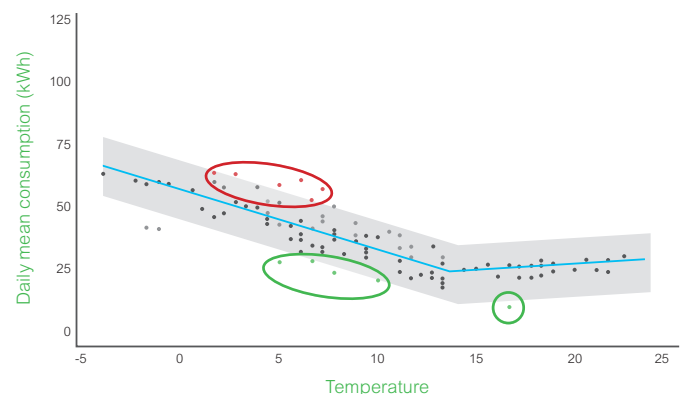
## Baseload - Individual day's analysis

The baseload represents how much is spent when no activity is taking place in the building such as night and weekend



## Electricity building signature - Outside air temperature correlation

The detection of abnormal consumption days leads to investigations to identify which equipment or usage (heating and/or process) was operating these days.



Inside the tunnel:

- Days included in the period
- Days of anterior period for comparison

Outside the tunnel:

- Over consumption days in the period
- Under consumption days in the period



# Optimize the performance of your buildings and investment portfolios

## Leverage expert recommendations

- Receive data-based recommendations and action plans
- Bi-annually, examine all events in your performance report and review synthesized analyses
- Gain peace of mind knowing your services are backed by Schneider Electric service advisors — informed decisions to meet your objectives

## Manage and benchmark all your sites with your web portal

- Monitor energy usage, consumption, and production of your chain
- Compare performance of each site of your real estate stock
- Establish benchmarks to focus on poor performers first
- Normalize consumption and visualize tendencies
- Receive alerts to detect deviations and establish targets to avoid penalties
- Compare your buildings efficiency with local energy scales
- Allocate costs
- Gain monthly scorecards



# Get insights on energy consumption thanks to EcoStruxure™ Facility Advisor

With EcoStruxure Facility Advisor, you can take your building to the next level — gain access to pertinent data and expert recommendations to enhance your energy efficiency across your real estate stock and reach building excellence.



Turn to your local partner and certified EcoXpert by Schneider Electric to design, install, commission, and operate EcoStruxure Facility Advisor

## Features for EcoStruxure Facility Advisor – Energy license

EcoStruxure Facility Advisor	
Subscription	Energy
Energy consumption and cost monitoring: main, usage, zone, meter	✓
Energy production monitoring	✓
Power demand and power factor monitoring	✓
Alerts for over-target energy consumption, power demand and low power factor	✓
Multi-site comparisons, consumption aggregation	✓
Energy site performance vs. standard	✓
Monthly scorecards	✓
Normalization factors: surface, degree days, open/closed period, customs	✓
Abnormal consumption detection and alerts: baseload and building signature	✓
Performance reports: analysis, recommendations, and action plans (semi-annual)	✓
Service advisor access	✓
Energy kiosk	Optional

**Purchase now!**

Scan the QR code to visit GoDigital, the Schneider Electric market place.





## EcoStruxure™ delivers Innovation at Every Level:

From connected products to edge control, and apps, analytics, and services on six domains of expertise — Power, IT, Building, Machine, Plant, and Grid – EcoStruxure delivers enhanced value around safety, reliability, operational efficiency, sustainability, and connectivity to our customers.

EcoStruxure Facility Advisor is a key contributor to the EcoStruxure Power platform. Combined with other EcoStruxure offers and Schneider Electric connected products, you gain a complete solution to monitor your assets and energy consumption, and optimize your operations and your buildings.

# Connect with your EcoXpert

To learn more about EcoStruxure, plus the solutions, tools, and support Schneider Electric provides to optimize your digital installations, speak with your service provider or visit [schneider-electric.com/ecostruxure-power](https://schneider-electric.com/ecostruxure-power).

Schneider Electric

EcoXpert Connected Power

September 2018

©2018 Schneider Electric. All Rights Reserved. Schneider Electric | Life Is On is a trademark and the property of Schneider Electric SE, its subsidiaries, and affiliated companies. 998-20357798\_GMA\_US

Life Is On

**Schneider**  
Electric